



+/- 5 Acres on I-35 Frontage
Crushed Concrete
Secure, Fenced, Lighted
700 SF Dispatch Building

FOR LEASE

7240 N Interstate Highway 35 E | Waxahachie, Texas

±700 square feet on ±5.0 acres

FOR MORE INFORMATION:

Will Hedges

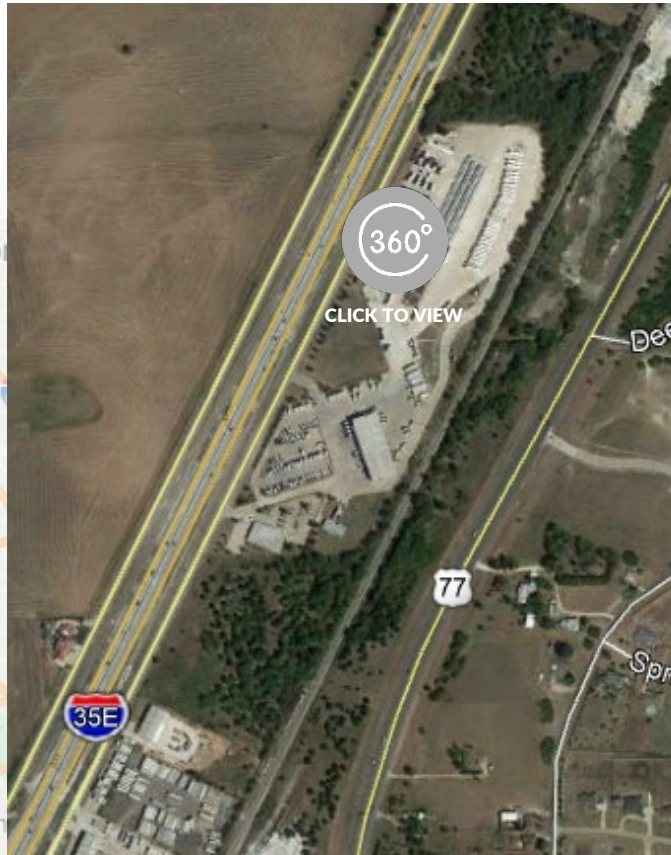
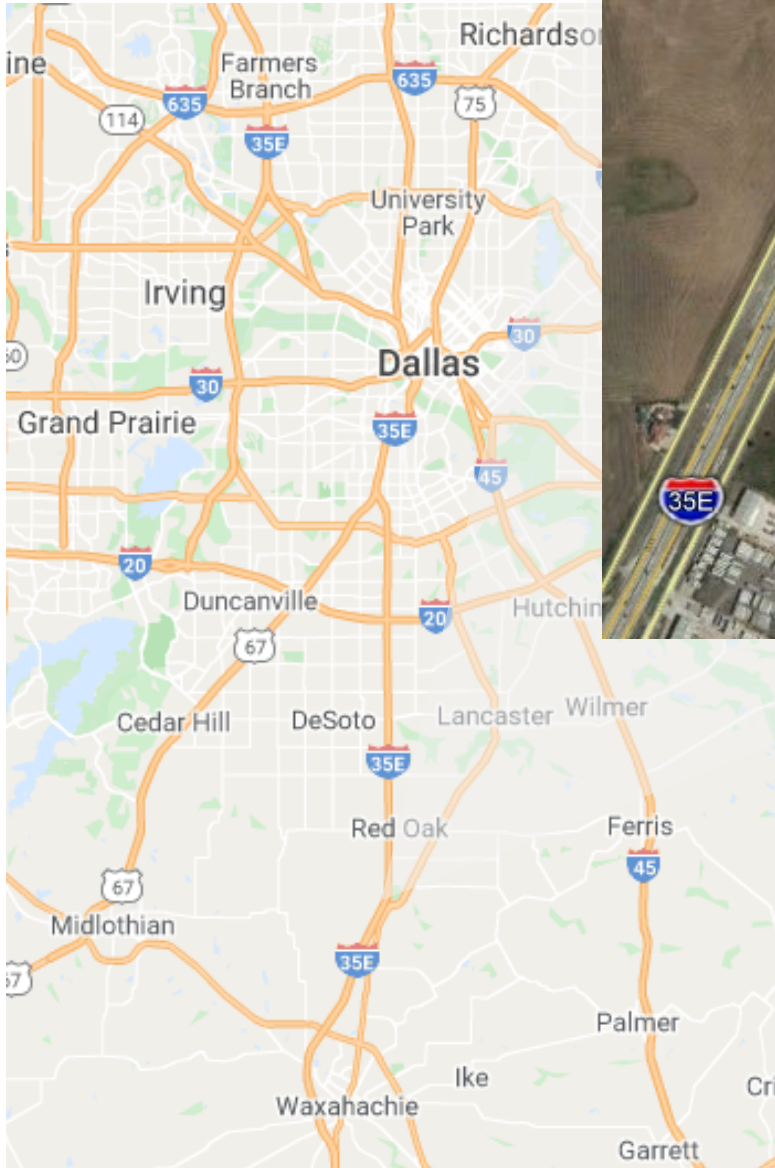
713.344.3592 whedges@triten.com

Charles Lintakoon

281.236.7252 clintakoon@triten.com

Professionally Owned & Managed By:





Project Highlights

LOCATION

- 700 feet of frontage on I-35 Northbound
- 20 min from Dallas and 15 min to Union Pacific Intermodal
- 80,000 VPD frontage on I-35
- Significant adjacent trucking/logistics amenities.

PROJECT

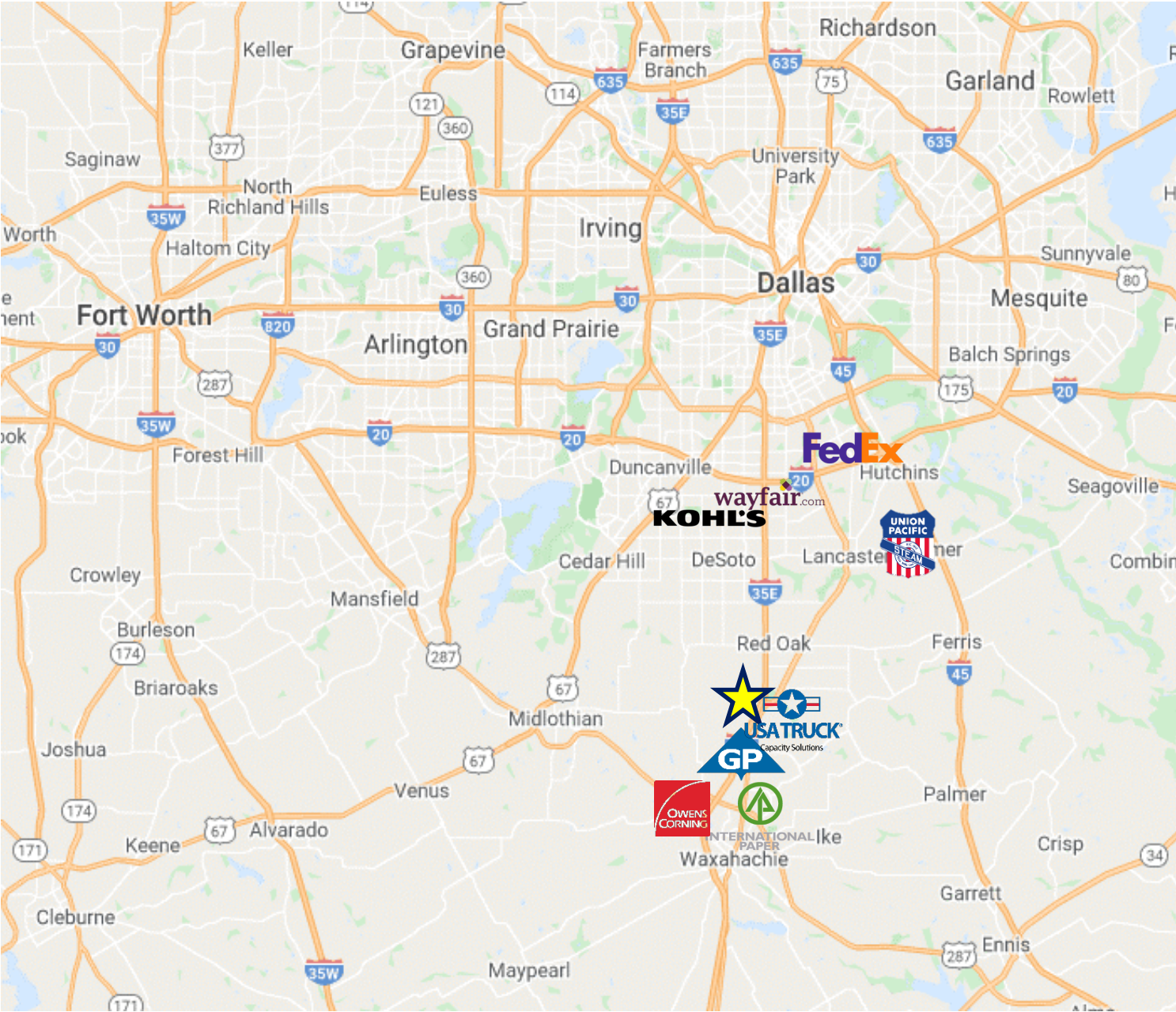
- ±700 SF on ±5.0 acres, built in 2004.
- 5.0 acres of outside stabilized/fenced & lighted storage yard
- Dedicated curb cut and drive aisle.

Professionally Owned & Managed By:



For Lease | 7240 N I-35 E, Waxhachie, TX

Area Trucking & Logistics Companies



For Lease | 7240 N I-35 E, Waxahachie, TX

Photos – [Click for 360 View](#)

700 SF MASONRY DISPATCH



AUTOMATIC ELECTRIC GATE



5.0 ACRES OF STABILIZED TRAILER PARKING



For Lease | 7240 N I-35 E, Waxahachie, TX